









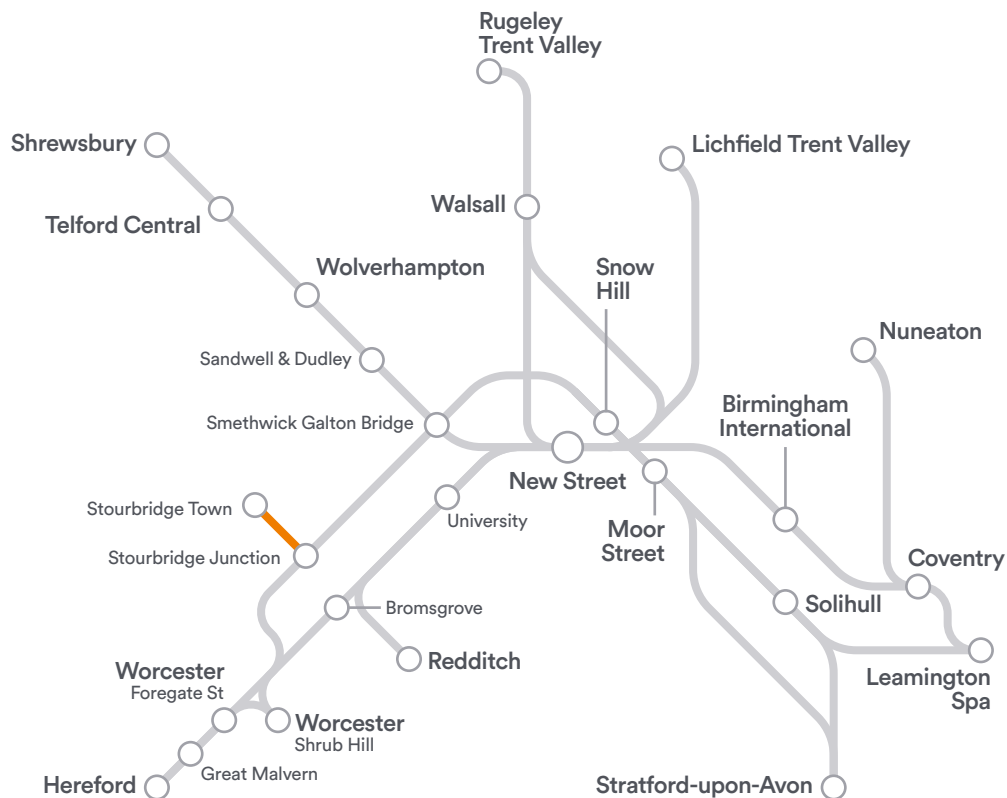
On Train Accessibility Guide

March 2022











Class 139 1car

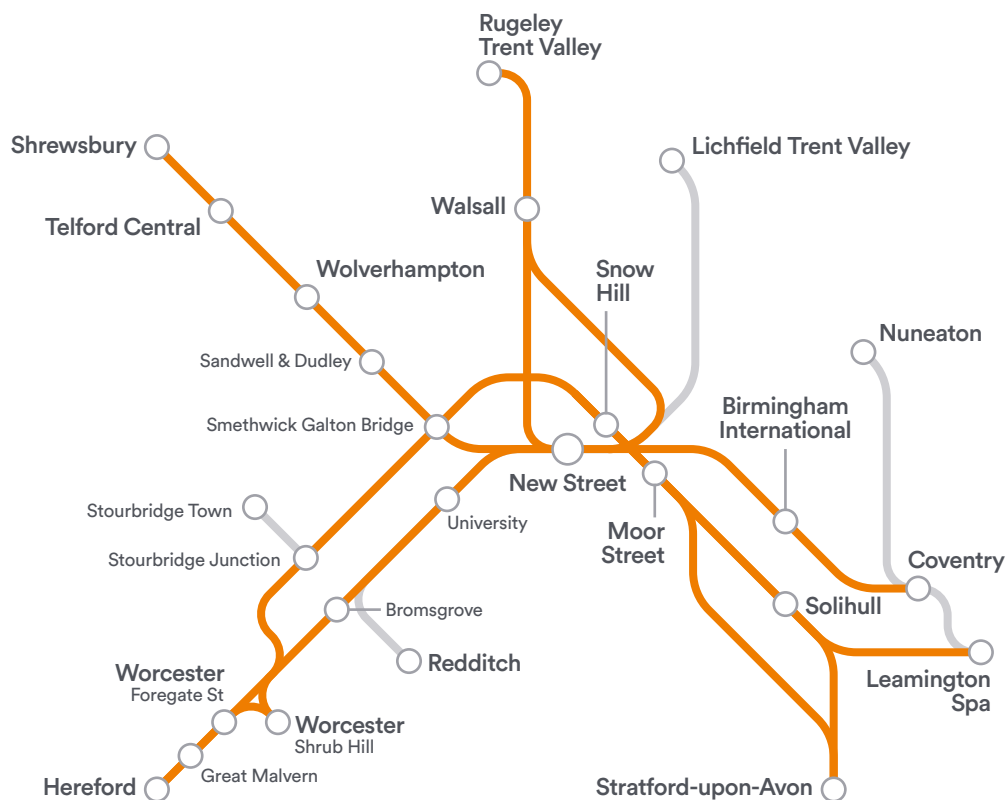
	Onboard Team Crew	Yes	Conductor
	Wheelchair space	Yes	1 in standard
	Mobility scooter	Yes	Can travel in the wheelchair space if within 700x1200mm. Can be folded and carried as luggage
	Accessible toilet	No	
	Boarding ramp	No	Not required - level boarding between train and platform
	Priority seating	Yes	
	Aural information	No	
	Visual information	Yes	













Class 170/5/6 2 or 3 cars

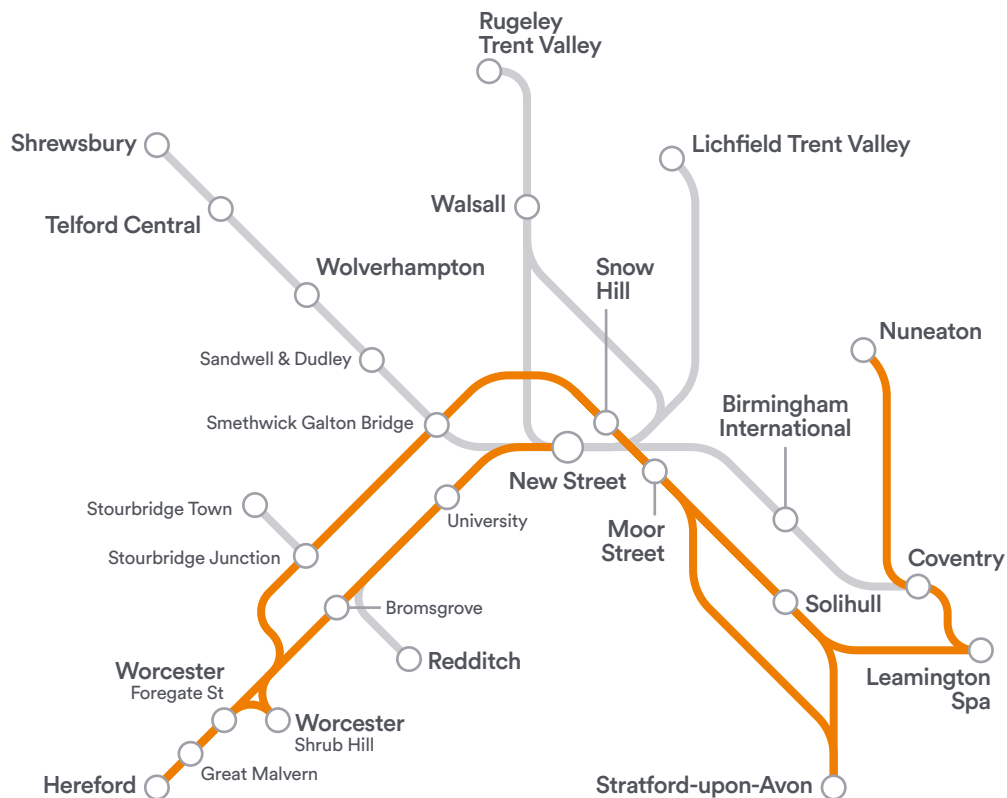
	Onboard Team Crew	Yes	Conductor
	Wheelchair space	Yes	2 in standard
	Mobility scooter	Yes	Can travel in the wheelchair space if within 700x1200mm. Can be folded and carried as luggage
	Accessible toilet	Yes	
	Boarding ramp	Yes	
	Priority seating	Yes	
	Aural information	Yes	Manual
	Visual information	Yes	













Class 172/0 2 cars

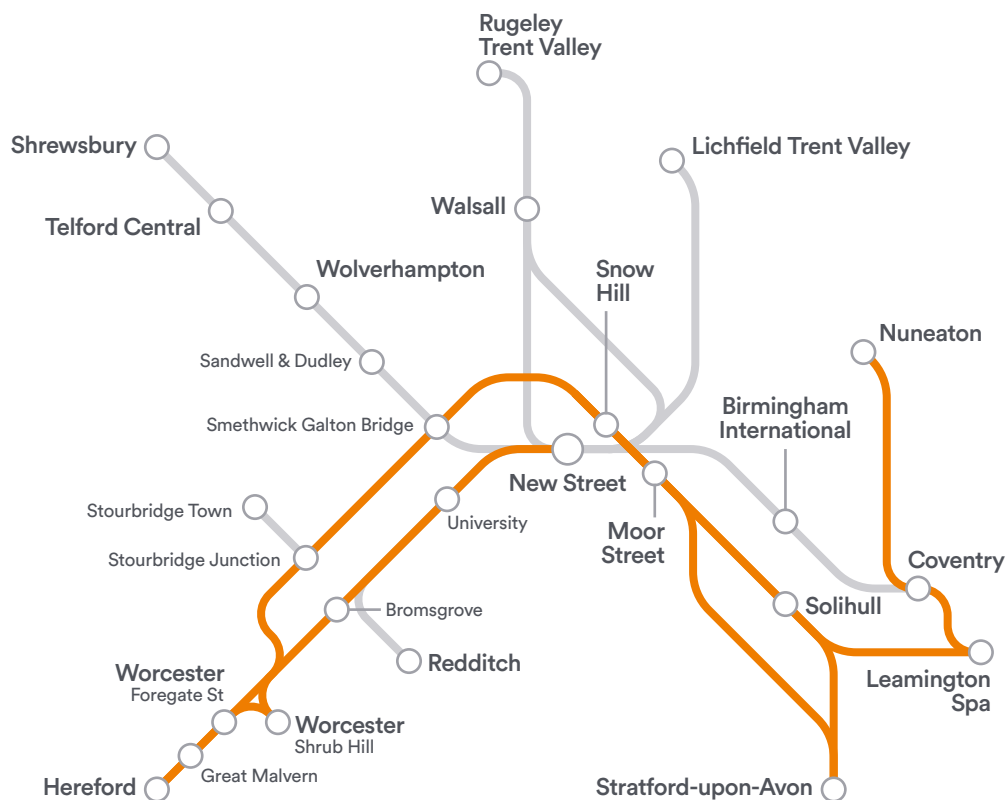
	Onboard Team Crew	Yes	Conductor
	Wheelchair space	Yes	2 in standard
	Mobility scooter	Yes	Can travel in the wheelchair space if within 700x1200mm. Can be folded and carried as luggage
	Accessible toilet	Yes	
	Boarding amp	Yes	
	Priority seating	Yes	
	Aural information	Yes	Automatic
	Visual information	Yes	













Class 172/2/3 2 or 3 cars

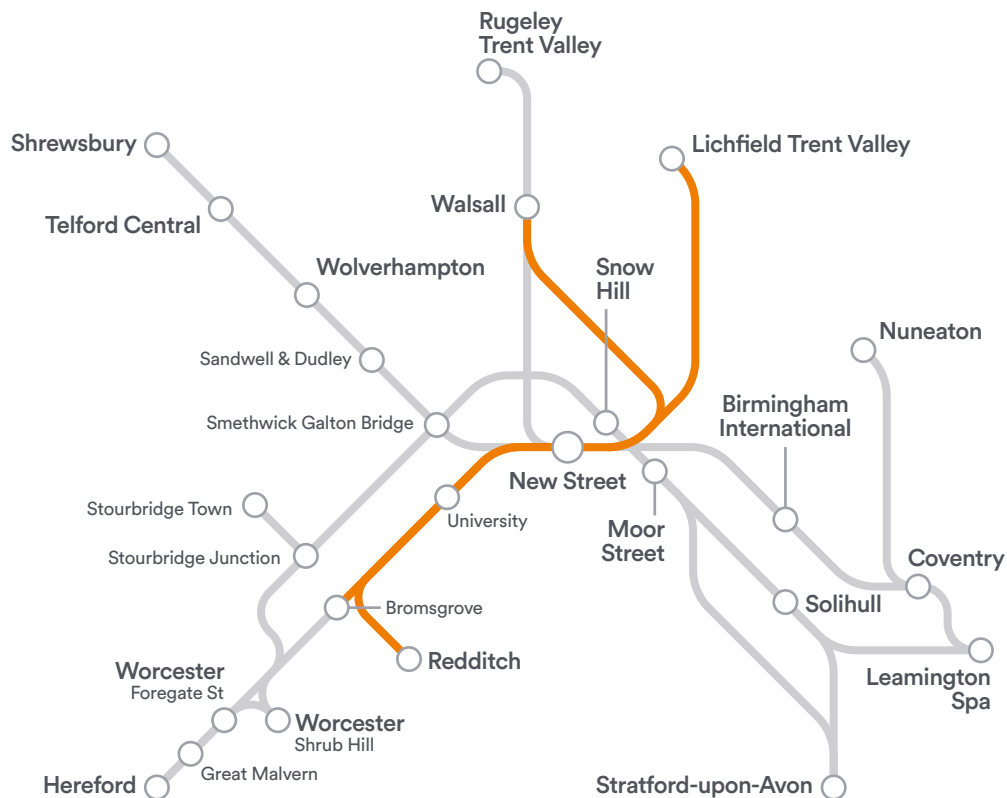
	Onboard Team Crew	Yes	Conductor
	Wheelchair space	Yes	2 in standard
	Mobility scooter	Yes	Can travel in the wheelchair space if within 700x1200mm. Can be folded and carried as luggage
	Accessible toilet	Yes	
	Boarding ramp	Yes	
	Priority seating	Yes	
	Aural information	Yes	Automatic
	Visual information	Yes	













Class 323 3 cars

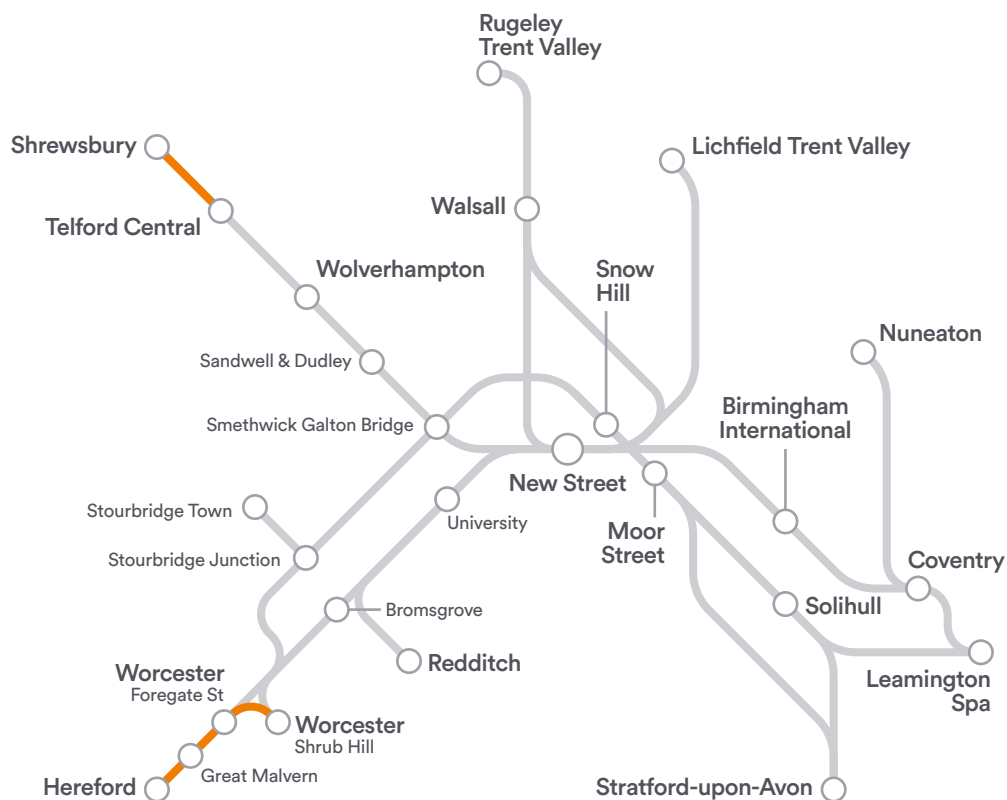
	Onboard Team Crew	Yes	Conductor
	Wheelchair space	Yes	2 in standard
	Mobility scooter	Yes	Can travel in the wheelchair space if within 700x1200mm. Can be folded and carried as luggage
	Accessible toilet	Yes	
	Boarding ramp	Yes	
	Priority seating	Yes	
	Aural information	Yes	Automatic
	Visual information	Yes	











Class 196 2 or 4 cars

	Onboard Team Crew	Yes	Conductor
	Wheelchair space	Yes	2 in standard
	Mobility scooter	Yes	Can travel in the wheelchair space if within 700x1200mm. Can be folded and carried as luggage
	Accessible toilet	Yes	
	Boarding ramp	Yes	
	Priority seating	Yes	
	Aural information	Yes	Automatic
	Visual information	Yes	





Class 730/1/2 5 cars

	Onboard Team Crew	Yes	Conductor
	Wheelchair space	Yes	2 in standard
	Mobility scooter	Yes	Can travel in the wheelchair space if within 700x1200mm. Can be folded and carried as luggage
	Accessible toilet	Yes	
	Boarding ramp	Yes	
	Priority seating	Yes	
	Aural information	Yes	Automatic
	Visual information	Yes	

